


# INTRODUCING GORI PROFESSIONAL



Far from being just another element in a construction project, wood stands out for its strength and warm quality, regardless of the application. From minimal decorative carvings to state-of-the-art structures made of wood, its benefits are a distinguishing feature, when compared to any other material. Easy to handle, strong and light, wood is often described as a fine material. In order to preserve those qualities, despite the passing of time, care and protection is required.

GORI, an expert in wood care, offers a range including preservatives, wood protection, maintenance and decorative products which all preserve wood with its original beauty and natural qualities. GORI wood protection has been produced in Scandinavia for more than 100 years, and we are proud to call ourselves "The Scandinavian Woodcare Experts".

A good wood protection product is durable, the colour lasts and the product offers protection against rot, fungi, UV-rays and water. Needless to say – the GORI range meets the requirements to obtain a beautiful and long lasting end result.



## INTELLIGENT WOOD PROTECTION FROM GORI

Slow Release Protection keeps wood healthy for a significantly longer period of time by providing the optimum protection against mould and fungi. The innovative technology ensures that the active agents, which protect the surface film, are only released when necessary. When the climate is dry, the active agent will remain dormant in the product. Therefore, the Slow Release technology gives intelligent protection to the film – when the weather demands it.

# OPAQUE WOOD FINISH


Although every effort is made to ensure accurate colour representation, due to the limitations of the printing process, the colours in this brochure may not be true representations of the




RAL 9010



110 CHALK



CC84 LINEN



102 CHALK WHITE



CC63 PEARL GREY



223 FLINT



CC68 LEAD



CC70 STORM



CC60 CREAM



140 SNOWBERRY WHITE



CC78 MUSSEL



CC62 SMOKE



CC64 WARM GREY



220 LIGHT GREY UMBER



260 STONE GREY



CC74 SLATE BLUE

actual colours and are meant as a guide only. The final colour of wood stain will vary depending on the surface of the wood it is being applied to. We recommend the product be tested in a small



CC35 MIDNIGHT GREY




CC80 MARINE



878 SKY BLUE



CC75 TEAL



802 ANHOLT



CC22 LOFOTEN BLUE



CC83 AGAVE



745 SEA GREEN



305 CHARCOAL



CC54 ORE




CC77 OCEAN BLUE



CC71 OCEAN GREEN



270 SLATE



CC79 AZURE



CC87 TROPIC



CC82 JUNGLE

area prior to starting the full project.



718 POND GREEN



460 CLAY



CC86 EARTH



CC43 COCOA



522 LIGHT BURNT SIENNA



CC53 WESTLAND RED



CC42 BAMBOO BEIGE



CC85 MILLET



720 GREEN UMBER



703 LYME GRASS



620 BROWN UMBER



520 LIGHT DODEN-KOP



504 SWEDISH RED



CC81 WINE



515 SALT MEADOW



402 SKAGEN YELLOW